


Sentronic^{PLUS} IO-Link CLASS A | 614 Series

Proportional Technology



青岛秉诚自动化设备有限公司
地址：中国·青岛市重庆南路99号海尔云街甲3号楼7F

服务热线：4006-918-365
网址：<http://www.asco.store>

EMERSON
传真：(86-532) 585-16-365
Email：sales@bechinas.com

How to Order

6 1 4 3 5 7 E 9 0 1 1 PB

Control Panel

- B = IO-LINK with display
- C = IO-LINK without display

Version (ports), Body

- 0 = DN6 (G 1/4), ALU
- 4 = DN6 (NPT 1/4), ALU
- 7 = DN3 (G 1/8), Brass
- 8 = DN6 (G 1/4), Brass
- 9 = DN3 (NPT 1/8), Brass
- A = DN6 (NPT 1/4), Brass
- C = DN6 (G 1/4), Stainless Steel

Command Signal

- B = IO-LINK CLASS A

Feedback

- B = IO-LINK CLASS A

Options

- A00 = Dual loop control
- 018 = Oxygen clean

Pressure Range

Output Pressure (psi)

40 = 0 - 0.1 bar (1.5)	2 (29)
50 = 0 - 0.5 bar (7.3)	2 (29)
60 = 0 - 1 bar (14.5)	2 (29)
02 = 0 - 2 bar (29)	3 (44)
03 = 0 - 3 bar (44)	8 (116)
PA = 0 - 3.4 bar (50)	8 (116)
05 = 0 - 5 bar (73)	8 (116)
06 = 0 - 6 bar (87)	12 (174)
PB = 0 - 6.9 bar (100)	12 (174)
10 = 0 - 10 bar (145)	12 (174)
PC = 0 - 10.3 bar (150)	12 (174)
12 = 0 - 12 bar (174)	14 (203)

Max. Inlet Pressure (psi)

Vacuum (relative)

- V1 = 0 to -1 bar
Shut-off valve, connects to vacuum on loss of power
- V2 = 0 to -1 bar
Bypass valve
- V3 = 0 to -1 bar
Shut-off valve, connects to atmosphere on loss of power

Absolute Pressure Ranges Available on Request

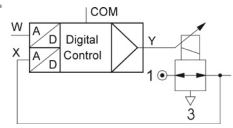
Digital Output

- 1 = Standard

Sentronic^{PLUS} IO-Link CLASS A Electronic Pressure Regulator

Sentronic^{PLUS} is a 3-way proportional valve with digital control.

- Direct operated valve
- Dynamic behavior (high speed)
- IO-Link CLASS A Version
- RoHS, REACH compliant



Fluids	Ambient Temperature	Body	Internal Parts	Seals
Air or neutral gas, filtered at 50 µm, condensate-free, lubricated or unlubricated	0 °C to 60 °C (32 °F to 140 °F)	Aluminum	Stainless steel and brass	NBR (nitrile) and FPM (fluoroelastomer)

General Valve Information	
Fluid Temperature	0 °C to 60 °C (32 °F to 140 °F)
Command Signal- IO-Link	PSI Pressure Ranges: PA & PB (50 & 100 psi ranges): in digital steps of 0.01 psi PC (150 psi range): in digital steps of 0.1 psi Bar Pressure Ranges: 40, 50, 60, V1, V2 & V3 (100mbar, 500mbar, 1bar & all vacuum): in digital steps of 0.0001 bar All others: in digital steps of 0.001 bar
Ports	1/8, 1/4, 3/8 (NPT or GTap)
Construction	Direct-operated Poppet Valve
Hysteresis	1% of span
Linearity/ pressure measurement	± 0.5% of span
Repeatability	± 0.5% of span

Electrical Characteristics						
Nominal Diameter DN (mm)	Voltage *	Max. Power (W)	Max. Current (mA)	Insulation Class	Degree of Protection	Electrical Connection
3	24 VDC = ± 10%	12	500	F	IP65	5-pin M12 connector or 7-pin DIN connector
6	24 VDC = ± 10%	24 ¹	1000 ¹	F	IP65	5-pin M12 connector or 7-pin DIN connector

* Max. ripple: 10%

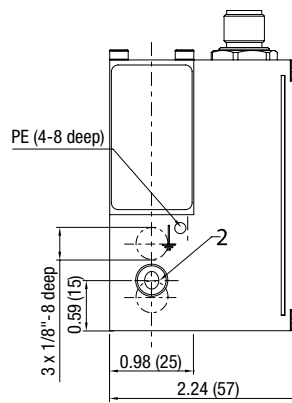
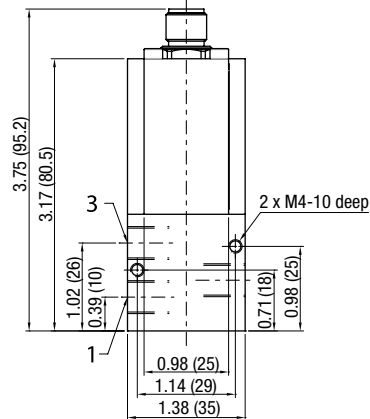
¹ For DN6, brass version G or H/1.8A, 44W

Specifications			
Ø Ports	Ø Orifice DN (mm)	Flow	
		C _v Flow Factor (K _v Nm ² /h)	at 6 Bar (l/min - ANR)
1/8 NPT or GTap	3	0.21 (0.18)	210
1/4 NPT or GTap	6	0.70 (0.60)	700

Dimensions: inches (mm)

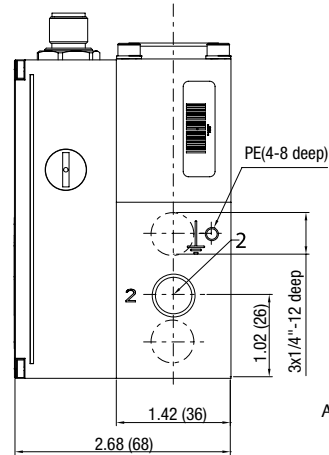
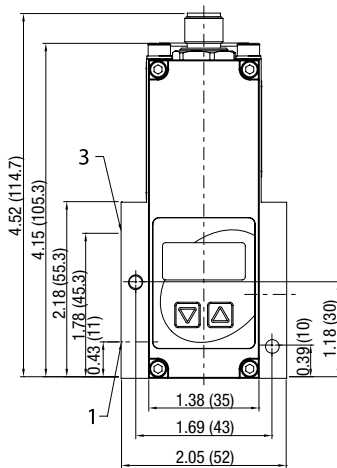
1/8 NPT or GTap (DN3)

Weight: 0.55kg (1.21lbs)



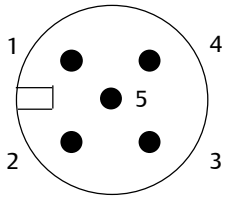
1/4 NPT or GTap

Weight: 0.85kg (1.87lbs)



A) Thread M5 - depth 10 (on opposite side); tapped through-hole for M4 screw.

Connector Pin Out



Pin	Description
1	+24 VDC Supply
2	not connected
3	+0 VDC Common (Supply)
4	C/Q
5	not connected
Body	EMC shield

M12 Class A & B Compatible Cables* and Accessories



M12 Straight 5 Pin Female Single Ended Cable - Unshielded
TC0505MIE000071P – 5 Meter
TC0510MIE000071P – 10 Meter



M12 Straight 5 Pin Female to Male Double Ended Cable - Unshielded
TC0505MIETA0571P – 5 Meter
TC0510MIETA0571P – 10 Meter



M12 90° 5 Pin Female Single Ended Cable - Unshielded
TD0505MIE000071P – 5 Meter
TD0510MIE000071P – 10 Meter



M12 90° 5 Pin Female to Male Double Ended Cable - Unshielded
TD0505MIETA0571P – 5 Meter
TD0510MIETA0571P – 10 Meter

*Reference our G3 Fieldbus catalog for M12 4 pin cables if the selected IO-Link® Master does not accept 5 pin cables. Maximum IO-Link cable length is 20m.