

Features

- The high quality polyacetal (POM) piston cartridge provides a long operating life and a large temperature range
- Quick mount connection eliminates thread cutting and sealing
- Integral operators have molded epoxy coils, with available options
- Valves may be mounted in any position

Construction

Body	Aluminum
Piston/Cartridge	POM (Polyacetal)
Clamps/Bolts	Plated Steel
Integral Solenoid	
Core Tube/Core & Plugnut/Core Spring	Stainless Steel
Seals and Disc	NBR
Shading Coil	Copper

Electrical

Standard Coil and Class of Insulation	Watt Rating and Power Consumption				Spare Coil Part No.			
	DC Watts	AC			General Purpose		Explosionproof	
		Watts	VA Holding	VA Inrush	AC	DC	AC	DC
F	10.6	6.1	16	30	238210	238310	238214	238314

Standard Voltages: 24, 120, 240, 480 volts AC, 60 Hz (or 110, 220 volts AC, 50 Hz).
 6, 12, 24, 120, 240 volts DC. Must be specified when ordering.
 Other voltages available when required.

Solenoid Enclosures

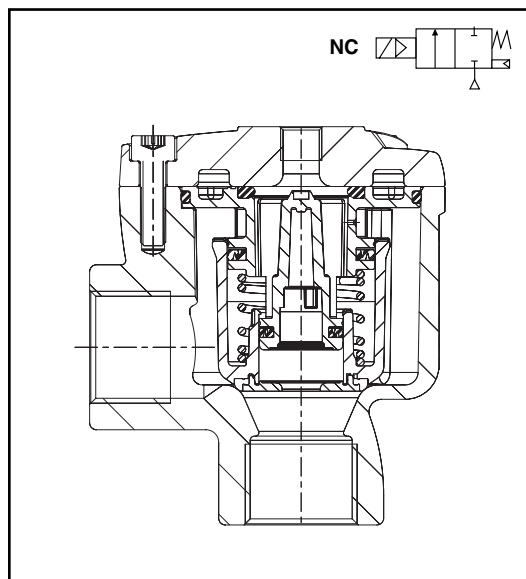
Standard: RedHat II Types 1, 2, 3, 4, and 4X combinatin. General Purpose and Watertight.

Optional: RedHat II Types 3, 3S, 4, 4X, 6, 6P, 7, and 9. Explosionproof and Watertight. (To order, add prefix "EF" to catalog number.) Other electrical and construction options are also available.

Consult your local ASCO office for details on accessories.

Rebuild Kits

Remote Pilot		Integral Pilot		
Catalog Number	Rebuild Kit	Catalog Number	Rebuild Kit	
			AC	DC
S353A713	C117-279	S353G711	C133-453	C133-454
S353A723	C117-280	S353G721	C133-455	C133-456
8353A813	C117-271	8353G811	C133-451	C133-452
8353A823	C117-271	8353G821	C133-451	C133-452
S353A733	C117-289	S353G731	C133-465	C133-466
8353A833	C117-283	8353G831	C133-463	C133-464



SPECIAL SERVICE VALVES

Nominal Ambient Temp. Ranges

Remote: -4°F to 185°F (-20°C to 85°C)

Integral: AC -4°F to 125°F (-20°C to 50°C)

DC -4°F to 104°F (-20°C to 40°C)

Refer to Engineering Section for details.

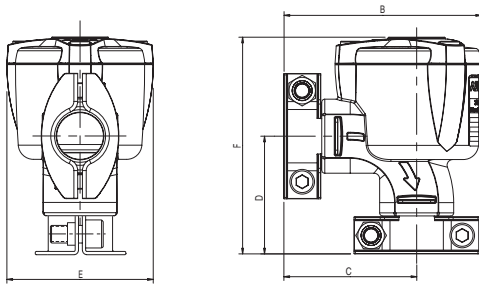
Specifications (English, Metric units)

Pipe Size (in)	Orifice Size in (mm)	Remote Pilot Connection in	Cv Flow Factor	Kv Flow Factor (m3/h)	Operating Pressure Differential psi (bar)		Quick Mount Catalog Number	Const. Ref.	NPT Connections Catalog Number	Const. Ref.	Watt Rating/ Class of Coil Insulation	
					Air						AC	DC
					Min.	Max.						
REMOTE PILOT CONSTRUCTIONS												
3/4	1.1 (28)	1/8	16	14	5 (0.3)	125 (8.6)	S353A713	1	8353A813	2	-	-
1	1.1 (28)	1/8	27	23	5 (0.3)	125 (8.6)	S353A723	1	8353A823	2	-	-
1 1/2	1.7 (43)	1/8	53	46	5 (0.3)	125 (8.6)	S353A733	1	8353A833	2	-	-
INTEGRAL PILOT CONSTRUCTIONS												
3/4	1.1 (28)	-	16	14	5 (0.3)	125 (8.6)	S353G711	3	8353G811	4	6.1/F	18.6/F
1	1.1 (28)	-	27	23	5 (0.3)	125 (8.6)	S353G721	3	8353G821	4	6.1/F	18.6/F
1 1/2	1.7 (43)	-	53	46	5 (0.3)	125 (8.6)	S353G731	3	8353G831	4	6.1/F	18.6/F

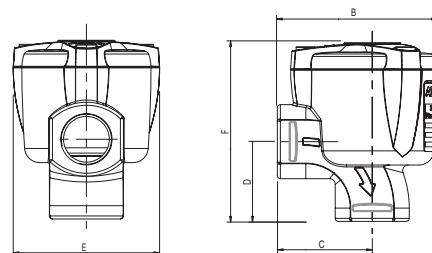
Dimensions inches (mm)

Remote Pilot Constructions

Const. Ref. 1 (Quick Mount)



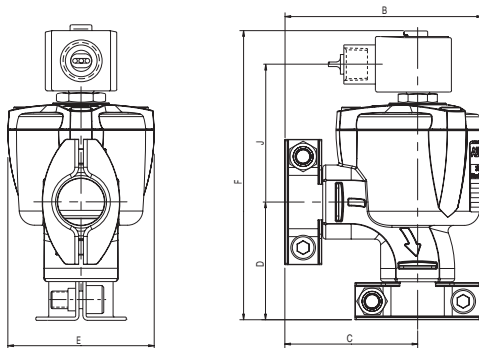
Const. Ref. 2 (NPT)



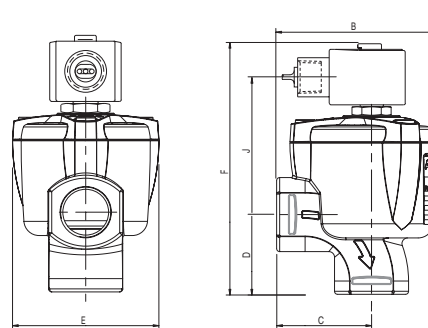
Pipe Connections	B	C	D	E	F
3/4" Quick Mount	4.1 (105)	2.8 (71)	2.4 (62)	3.0 (77)	4.5 (114)
1" Quick Mount	4.5 (117)	3.3 (85)	2.8 (71)	3.0 (77)	4.8 (121)
1 1/2" Quick Mount	5.7 (146)	3.8 (97)	3.4 (86)	4.4 (112)	6.0 (153)
3/4" NPT	3.3 (85)	2.0 (51)	1.7 (42)	3.0 (77)	3.7 (94)
1" NPT	3.8 (96)	2.4 (62)	2.0 (51)	3.0 (77)	4.0 (100)
1 1/2" NPT	4.8 (121)	2.8 (71)	2.4 (60)	4.4 (112)	5.0 (127)

Integral Pilot Constructions

Const. Ref. 3 (Quick Mount)



Const. Ref. 4 (NPT)



Pipe Connections	B	C	D	E	F	J
3/4" Quick Mount	4.1 (105)	2.8 (71)	2.4 (62)	3.0 (77)	6.5 (166)	3.2 (81)
1" Quick Mount	4.5 (114)	3.3 (85)	2.8 (71)	3.0 (77)	6.8 (173)	3.1 (79)
1 1/2" Quick Mount	5.7 (146)	3.8 (97)	3.4 (86)	4.4 (112)	8.1 (206)	3.8 (97)
3/4" NPT	3.3 (85)	2.0 (51)	1.7 (42)	3.0 (77)	5.7 (146)	3.1 (79)
1" NPT	3.8 (96)	2.4 (62)	2.0 (51)	3.0 (77)	6.0 (152)	3.1 (79)
1 1/2" NPT	4.8 (121)	2.8 (71)	2.4 (60)	4.4 (112)	7.1 (181)	3.8 (97)

SPECIAL SERVICE VALVES