

FEATURES

- The main advantages of a connector with protection by TRANSIL are:
 - No polarisation
 - Overtoltage suppression
 - Shorter response time
 - Excellent protection of the PLC or control system by indicating loss of automatic control in the event of a fault
 - Label-holder provided for identification
- Spade connector to fit standardised three-pin moulded coils:
 - size 30, ISO 4400 / EN 175301-803 form A, for coil types CM6, CMXX, CM12, CM25, C25A, CM30, CM40, ANX, AMX, JMX, FNX and FMX
- The connectors, which have LED displays, are provided with 2/3/5 m leads and with stripped conductors ends

GENERAL

Connector specification	General purpose ISO 4400 / EN 175301-803, form A	Automobile industry ISO 4400 / EN 175301-803, form A
Max. operating temperature	-5°C to +70°C	-5°C to +70°C

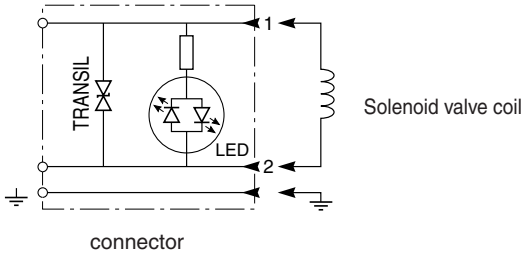
CONSTRUCTION

Boby and cover	PA, glass fibre reinforced	PA, glass fibre reinforced
Cable	PVC	CNOMO E03.40.150.N
Seals	NBR	NBR

ELECTRICAL CHARACTERISTICS

Voltage	115 V AC/DC	24 V AC/DC
Peak voltage	< 246 V	< 49,9 V
Rated current	10 A	10 A
Number of contacts	2 + 2 common earths ⁽¹⁾	2 + 2 common earths ⁽¹⁾
Distance between contacts	18 mm	18 mm
Contact resistance	≤ 4 m Ω	≤ 4 m Ω
Connection	Flying lead	Flying lead
Electrical safety	IEC 335	IEC 335
Electrical enclosure protection	IP65 (EN 60529)	IP65 (EN 60529)
Number of wires (with cable)	3	3

LED indicator and electrical protection diagram



LED Green light-emitting diode, bidirectional, signalling the presence of voltage across the coil terminals.

SPECIFICATIONS

description	cable length	wire cross-section	max. voltage	type	catalogue number
		(mm ²)	(V)		
General purpose					
cable with stripped ends	3 m	0,75	115	01	88122618
	5 m				88122619
Automobile industry, CNOMO lead resistant to cutting fluid					
cable with stripped ends	2 m	1	24	02	88122620
	5 m				88122621

⁽¹⁾ The two common earth terminals enable rotation of the connector by 180° increments.



INSTALLATION

- The connectors can be mounted in any position without affecting operation

ORDERING EXAMPLES:

	88122618
	88122620
basic number _____	

DIMENSIONS (mm), WEIGHT (kg)

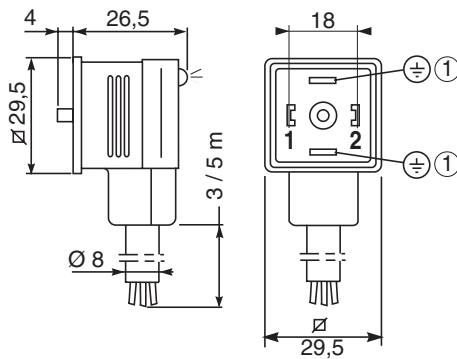


TYPE 01-02

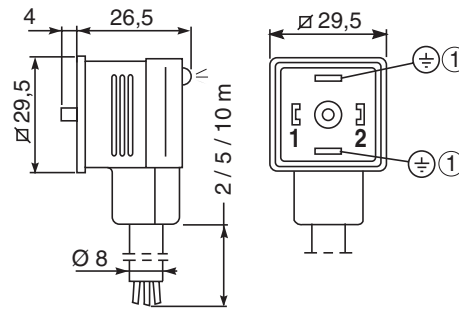
Size 30, flying leads
ISO 4400 / EN 175301-803, form A
IP65

Type 01: **88122618 / 88122619**

Type 02: **88122620 / 88122621**



type 01	
brown wire	terminal 1
blue wire	terminal 2
green/yellow wire	earth



type 02	
black wire	terminal 1
black wire	terminal 2
green/yellow wire	earth

type	L	weight ⁽¹⁾
	(m)	
01	3	0,225
	5	0,375
02	2	0,150
	5	0,375

① The 2 common earth terminals enable rotation of the connector by 180° increment.

⁽¹⁾ Including seal and screw.