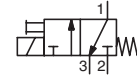




SOLENOID PILOT VALVES

for 298/398 valves, 80 & 100 mm operators
direct operated
1/8

NC



3/2
Series
356

FEATURES

- Compact design and low weight enabling easy installation on all series 298 & 398 valves with dia. 80 & 100 mm operators
- Standard manual operator allows for easy installation and maintenance
- Quick disassembly of core tube for easy maintenance of internal parts
- Standard disc seal made of FPM suitable for a wide range of operating temperatures and compatible with many fluids
- AC/DC interchangeability of the solenoid without disassembling the valve
- Compliance with UL and CSA standards
- The solenoid valves satisfy all relevant EU Directives

GENERAL

Max. pilot pressure See «SPECIFICATIONS» [1 bar = 100 kPa]
Maximum viscosity 40 cSt (mm²/s)
Response time See page 7 (www.asco.com)

pilot (series)	fluids (*)	temperature range (TS)	seal materials (*)
356	filtered air and water	-10°C to +60°C	FPM (fluoroelastomer)

MATERIALS IN CONTACT WITH FLUID

(*) Ensure that the compatibility of the fluids in contact with the materials is verified

Body	Brass or AISI 316 SS
Core tube	Stainless steel
Core and plugnut	Stainless steel
Springs	Stainless steel
Seats	Brass or stainless steel
Seals	FPM
Shading coil	Copper

ELECTRICAL CHARACTERISTICS

Coil insulation class F
Connector Spade plug (cable Ø 6-7 mm)
Connector specification DIN 43650, 11 mm, industry standard B
Electrical safety IEC 335
Electrical enclosure protection Moulded IP65 (EN 60529)
Standard voltages DC (=) : 24V - 48V
 AC (~) : 24V - 48V - 115V - 230V / 50 Hz
 (Other voltages and 60 Hz on request)

prefix option	power ratings				operator ambient temperature range (TS) (C°)	replacement coil		type ⁽¹⁾
	inrush ~	holding ~	hot/cold =			~	=	
	(VA)	(VA)	(W)	(W)		230 V/50 Hz	24 V DC	
SC	12	6	4	5 / 6,9	-10 to +60	400127-197	400127-142	02

⁽¹⁾ Refer to the dimensional drawings on the following page.

SPECIFICATIONS


pipe size	orifice size		flow coefficient Kv				operating pressure differential (bar)				power coil (W)		catalogue number with maintained manual operator ~/=	
	2→1 (mm)	1→3 (mm)	2→1		2→3		max. (PS)				~	=		
			(m ³ /h)	(l/min)	(m ³ /h)	(l/min)	min. ⁽⁴⁾		air (*)	water (*)				
G														
NC - Normally closed, series 356 pilot, brass body														
1/8 ⁽²⁾	1,6	1,2	0,08	1,33	0,05	0,8	0	10	10	10	10	4	6,9	SCG356B059VMS ⁽³⁾
NC - Normally closed, series 356 pilot, stainless steel body														
1/8 ⁽²⁾	1,6	1,2	0,08	1,33	0,05	0,8	0	10	10	10	10	4	6,9	SCG356B060VMS ⁽³⁾

⁽²⁾ Pipe size:

- Port 1 and 2: 1/8 (series 356)
- Port 3 (exhaust): M5

⁽³⁾ Solenoid valve with 1/8 adapter.

⁽⁴⁾ Refer to leaflets on series 298/398 valves which show the minimum pilot pressure for each version of the product.



00177GB-2017/R01
Availability, design and specifications are subject to change without notice. All rights reserved.

All leaflets are available on: www.asco.com



青岛秉诚自动化设备有限公司
地址：中国·青岛市重庆南路99号海尔云街甲3号楼7F

服务热线：4006-918-365
网址：<http://www.asco.store>

Pressure Operated Valves (2/2) - 71
传真：(86-532)585-10-365
Email：sales@bechinas.com

OPTIONS

- Explosionproof enclosures for use in zones 1/21-2/22, categories 2-3 to ATEX Directive 2014/34/EU (www.asco.com)
- Class H coil, max. ambient temperature +75°C, contact us
- M5 flow control regulator to fit port 3, catalogue number: **34600380**
- Connector with visual indication and peak voltage suppression or with cable length of 2 m (www.asco.com)

INSTALLATION

- The solenoid valves can be mounted in any position without affecting operation
- Pipe connection identifier is G = G (ISO 228/1)
- Installation/maintenance instructions are included with each valve

ORDERING EXAMPLES:

	SC G356B059 VMS	24V / DC
	SC G356B060 VMS	230V / 50 Hz
catalogue number _____		_____ voltage

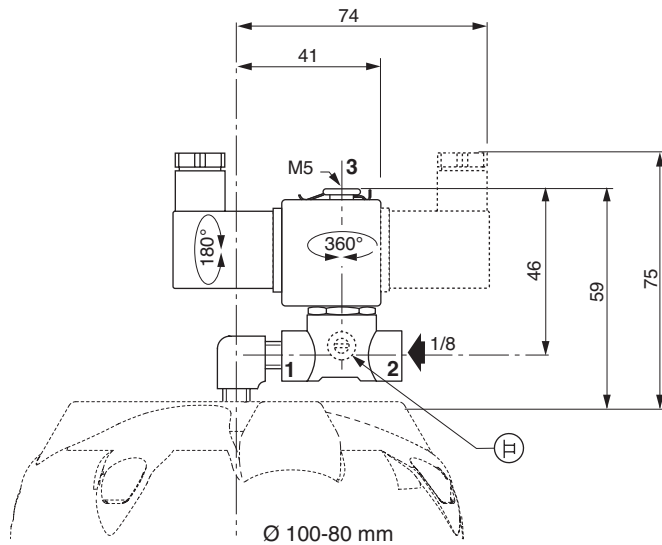
DIMENSIONS (mm), WEIGHT (kg)



TYPE01

Prefix "SC" Solenoid
Pilot 356
Epoxy moulded
IEC 335 / DIN 43650 / IP65

SCG356B059VMS - SCG356B060VMS



type	prefix option	pilot	operator diameter	weight ⁽¹⁾
01	SC	356 series	80 mm 100 mm	0,155

① Flow control regulator location

⁽¹⁾ Including adapter, coil and connector.