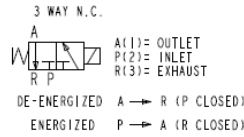
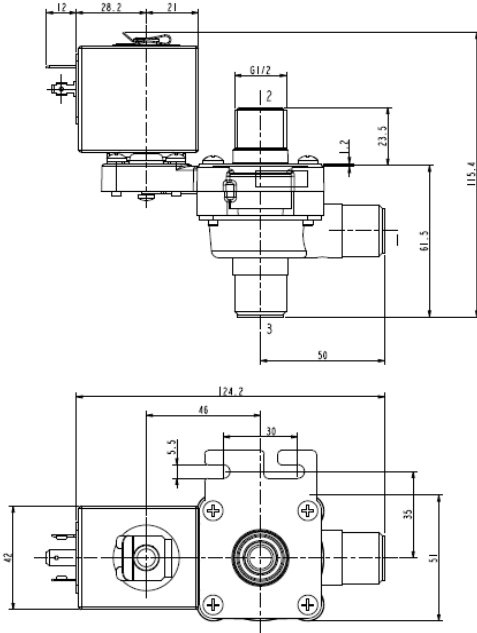




SOLENOID VALVE - DRY
3/2 - NC (Normally closed)
 Direct acting - Total isolation
G 1/2

D332



► **GENERAL FEATURES**

Direct acting, total isolation solenoid valve: the operator is totally isolated from the fluid so that the wetted parts are just the body and the lever-seal.

Possibility of manual opening.

Possibility of disassembling for inspection.

Core duly coated by PTFE (polytetrafluoroethylene) based self lubricating material.

Suitable to shut off liquid and gaseous fluids (verify the compatibility of fluid with materials in contact).

► **TECHNICAL FEATURES**

Maximum allowable pressure (PS)	2 bar
Opening time	~30ms
Closing time	~30m
Fluid temperature	-10°C +90°C
Max viscosity	5°E (~37 cStokes or mm ² /s)

► **MATERIALS IN CONTACT WITH FLUID**

Body	PPS (see notes)
Sealing	FPM

► **COIL**

Continuous duty	ED 100%
Encapsulation material	PET (polyethylene terephthalate) fibreglass reinforced
Insulation class	F (155°C)
Ambient temperature	-10°C +60°C
Electric connections	DIN 46340 - 3 poles connector (EN 175301-803)
Protection degree	IP 65 (EN 60529) with connector
Voltages DC	12-24V (+10% -5%)
AC	24/50Hz-110/50Hz (120/60Hz)- 230V/50Hz (+10% -15%)
	(Other voltages and frequencies on request)

Port size ISO 228	Orifice size (mm)	Differential pressure (bar)				Kv (m ³ /h)	Series and type		Power absorption			Sealings	Notes	Weight (kg)	
		Δp min	Δp max				Valve	Coil	AC (VA)		DC (W)				
			Gases		Liquids				Inrush	Holding					
			AC	DC	AC										DC
G 1/2	9	0	0,4	0,4	0,4	0,4	1,6	D332V22C	Z130A	44	24	13	FPM	-	0,540

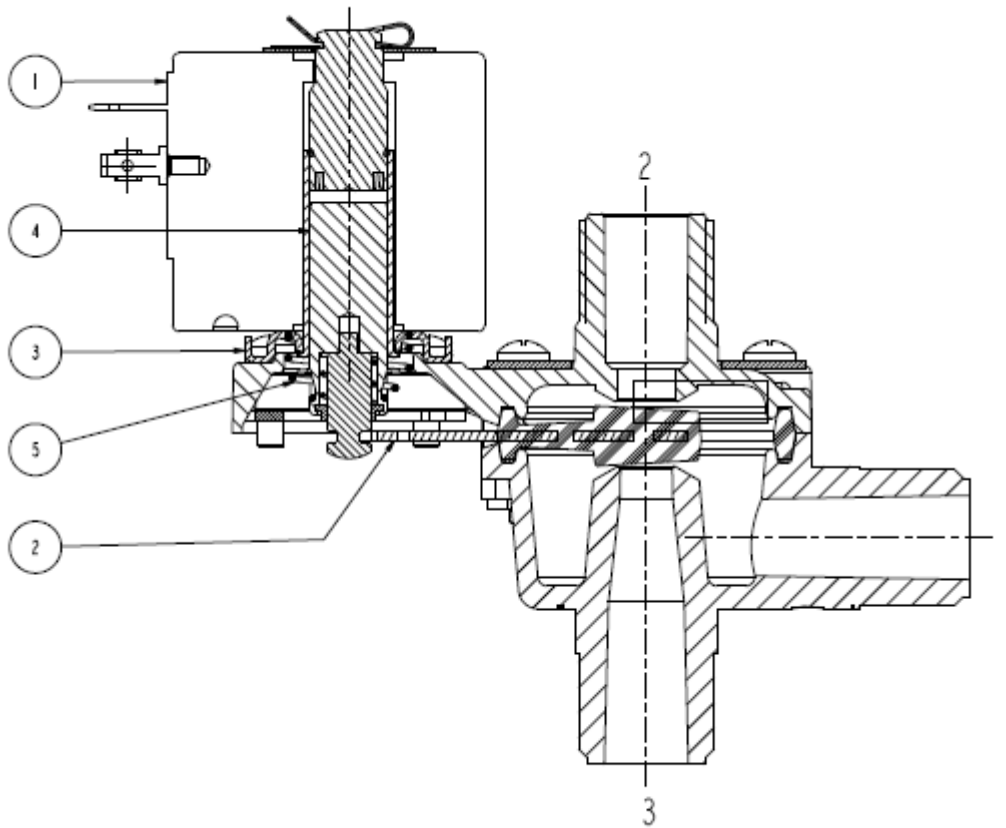
► **NOTES**

- Sealings : FPM = Fluoro-carbon elastomer
- Body: PPS (Polyphenylene-sulfide) fibreglass reinforced, WRAS/KTW and NSF approval



D332

► SPARE PARTS



Kit description

Core kit

Kit P.N.

G31528

Consisting of:

Core pos 4
Core return spring pos.5

Lever-seal

3037301R

Lever-seal pos. 2

Kit core tube

G31523

Core tube pos. 3
Coil clip

Coil

Z130A

Coil pos. 1

► INSTALLATION

- Solenoid valve can be mounted in any position; vertical with coil upwards preferred.
- In case of disassembling for usual maintenance, the fixing screws have to be tightened at 1,5 Nm max torque.
- Maximum driving torque of the pipe fittings for thread connections = 15 Nm.

THE VALIDITY OF REPORTED DATA IS REFERRED TO THE DATE OF ISSUE. POSSIBLE UPDATES ARE AVAILABLE ON REQUEST.